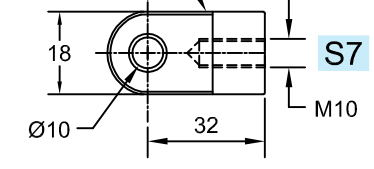
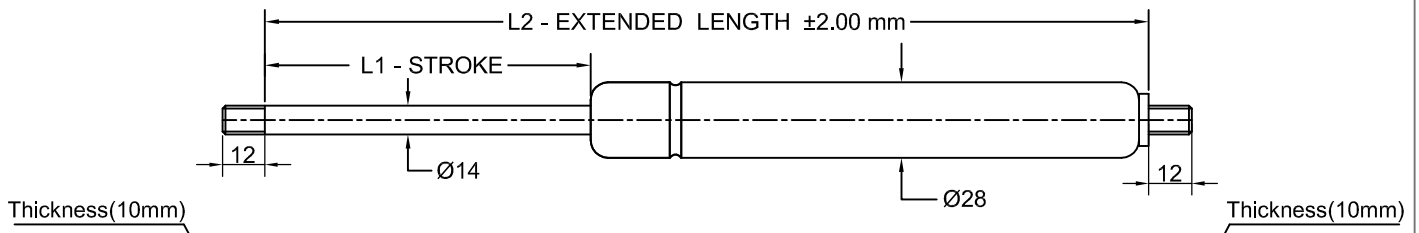


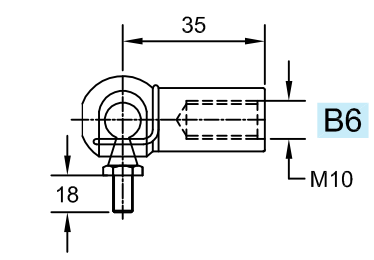
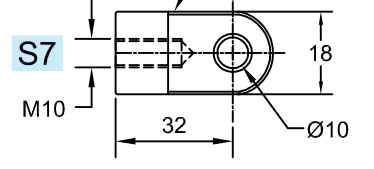
Gas spring
SL 14
Gasdruckfeder
SL 14

Standard dimensions in mm



Standard Specifications

L1 (STROKE)		L2 (EXTENDED LENGTH)		FORCE F1(N)
MIN.	MAX.	MIN.	MAX.	
100	600	250	1300	200 - 2500



Technical Data

Super Gas Springs are self contained and maintenance free.

Mounting Position: Can be mounted in any position, but we recommend mounting with position downwards so that the damping is effective at the end of extension stroke.

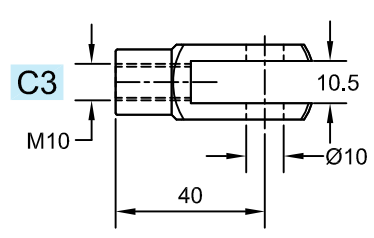
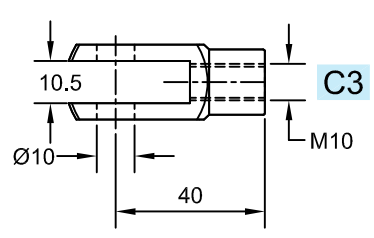
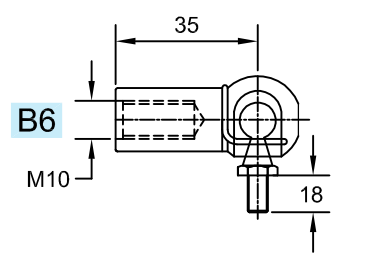
End position damping length: approximately (20 mm)

Temperature range: - 30° to + 80° C

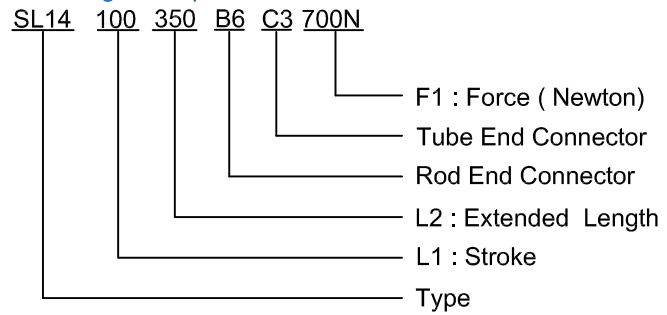
Medium: Nitrogen gas and oil (for end position damping)

Material: Hard chrome plated steel piston rod, body: Epoxy coated or powder coated.

End fittings: Zinc plated , Plastic, Steel, Stainless Steel and Aluminium.



Ordering Example



Please mention "00" in the part number if you do not require the end fittings.

Some end fittings are interchangeable and must be positively secured by the customer to prevent unscrewing (i.e. loctite).

We reserve the right to make modifications

If you have any questions about specifying your requirement please e-mail us at sales@gasprings.com or Call us at 0091 11 27791117,27791118 Log on to our website www.gasprings.com